SALTY HEAVEN PLANS CONSIST OF:

SHEET 1 - LINES PLAN AND OFFSETS
" 2 - CONSTRUCTION PLAN
" 3 - RUDDER AND DAGGERBOARD.
" 4 - SAILPLAN AND RIGGING.

PURCHASE OF THESE PLANS ENTITLES THE ORIGINAL OWNER TO BUILD ONE BOAT ONLY.

DESIGN BY MIKEY FLOYD
6/A HUDSON PDE
CLAREVILLE 2107
AUSTRALIA.

L.O.A.	5.14m
L.W.L.	4.81m
BEAM	1.69m
DEPTH OF HULL	0.55m
DISP. TO D.W.L.	400kg
SINKAGE	42kg/cm

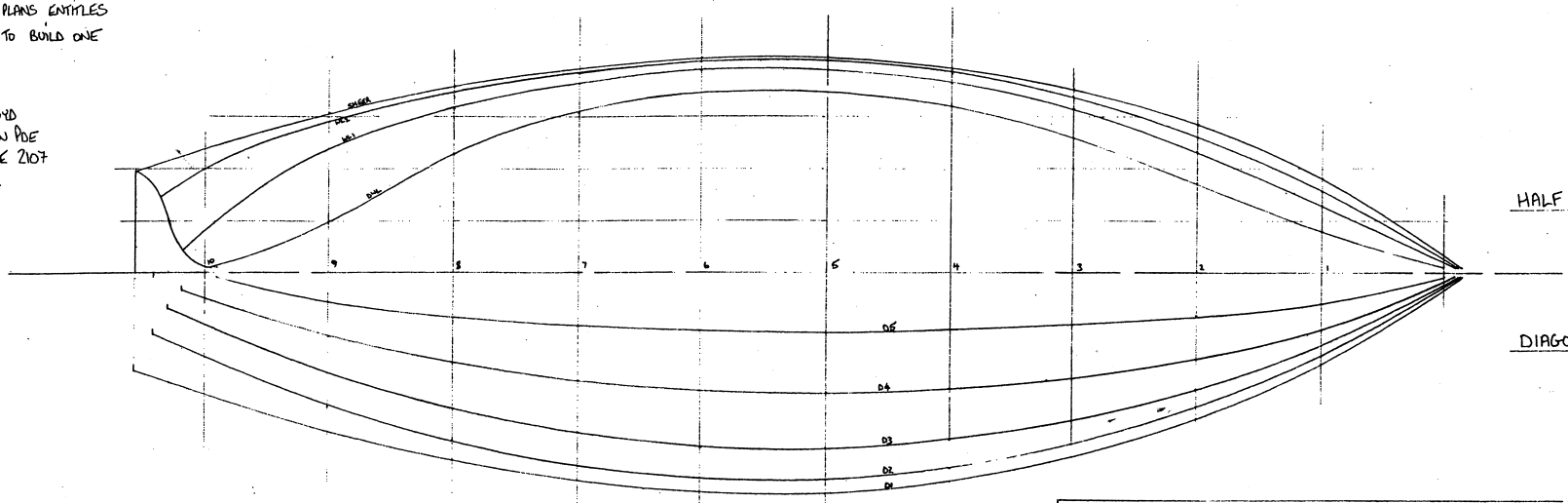

HALF BREADTHS

DIAGONALS

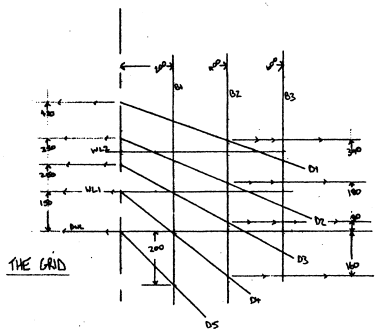

THE GRID

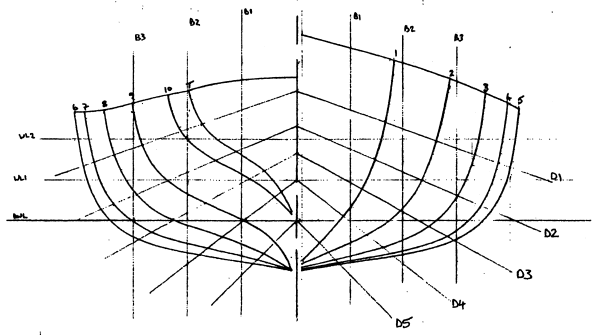

BODY PLAN

LOFTED TABLE OF OFFSETS

RABBET ½ BREADTH = 20mm

IN MILLIMETERS, TO OUTSIDE OF PLANKING. BOTTOM OF KEEL 20mm BELOW RABBET

		TRANSOM	9	8	7	6	5	4	3	2	1	STEM
SHEER	½ BREADTH FROM ℄	390	612	714	784	823	829	792	708	570	360	20
	HEIGHT ABOVE D/WL	486	432	411	400	402	414	438	475	528	591	681
DIAGONALS	1	372	603	714	792	835	840	801	705	552	342	–
	2	240	517	643	736	786	790	747	651	510	310	–
	3	136	384	519	609	661	675	645	564	444	273	–
	4	66	243	345	412	450	459	444	402	333	216	–
	5	–	114	172	204	225	223	219	200	171	114	–
RABBET	HEIGHT BELOW D/WL	-180	-180	-180	-180	-180	-180	-177	-171	-160	-144	0

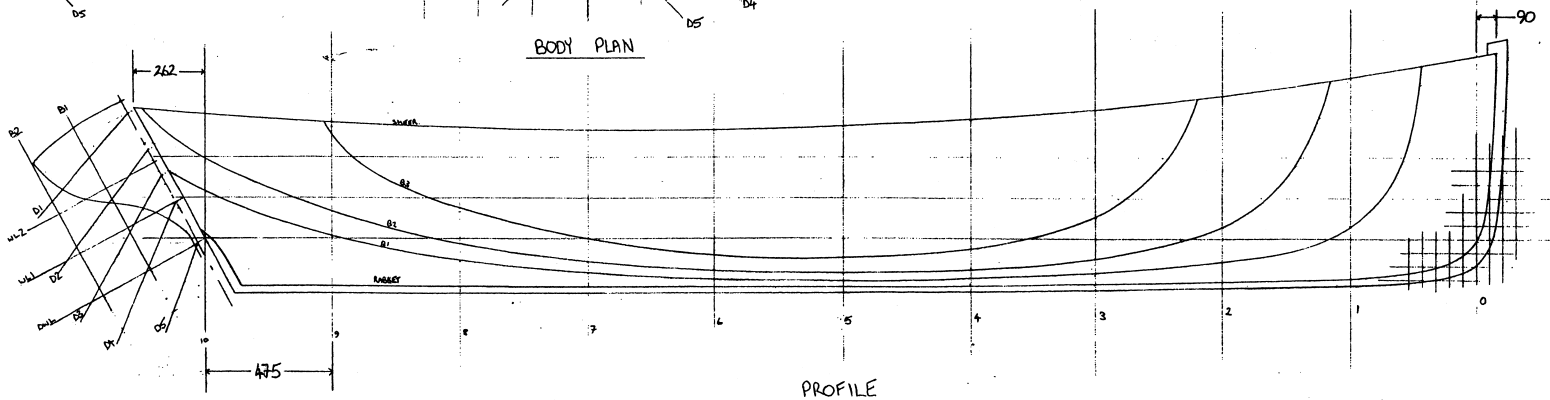

PROFILE

WATERLINES AT 150mm INTERVALS UP FROM D/WL

BUTTOCKS AT 200mm INTERVALS OUT FROM ℄

DIAGONAL 5, AT D/WL ON ℄ TO 200 DOWN ON BUTT 200
4 150 UP ON ℄ TO 160 DOWN ON BUTT 400
3 250 UP ON ℄ TO 30 UP ON BUTT 400
2, 350 UP ON ℄ TO 180 UP ON BUTT 400
1, 420 UP ON ℄ TO 340 UP ON BUTT 400

TRANSOM AT SHEER 262 AFT OF STA 10
STEM RABBET AT SHEER 90 FWD OF STA 0

STATIONS SPACED AT 475mm INTERVALS

SALTY HEAVEN

SHEET ① LINES PLAN AND OFFSETS

1:10

© Mikey Floyd. 1999

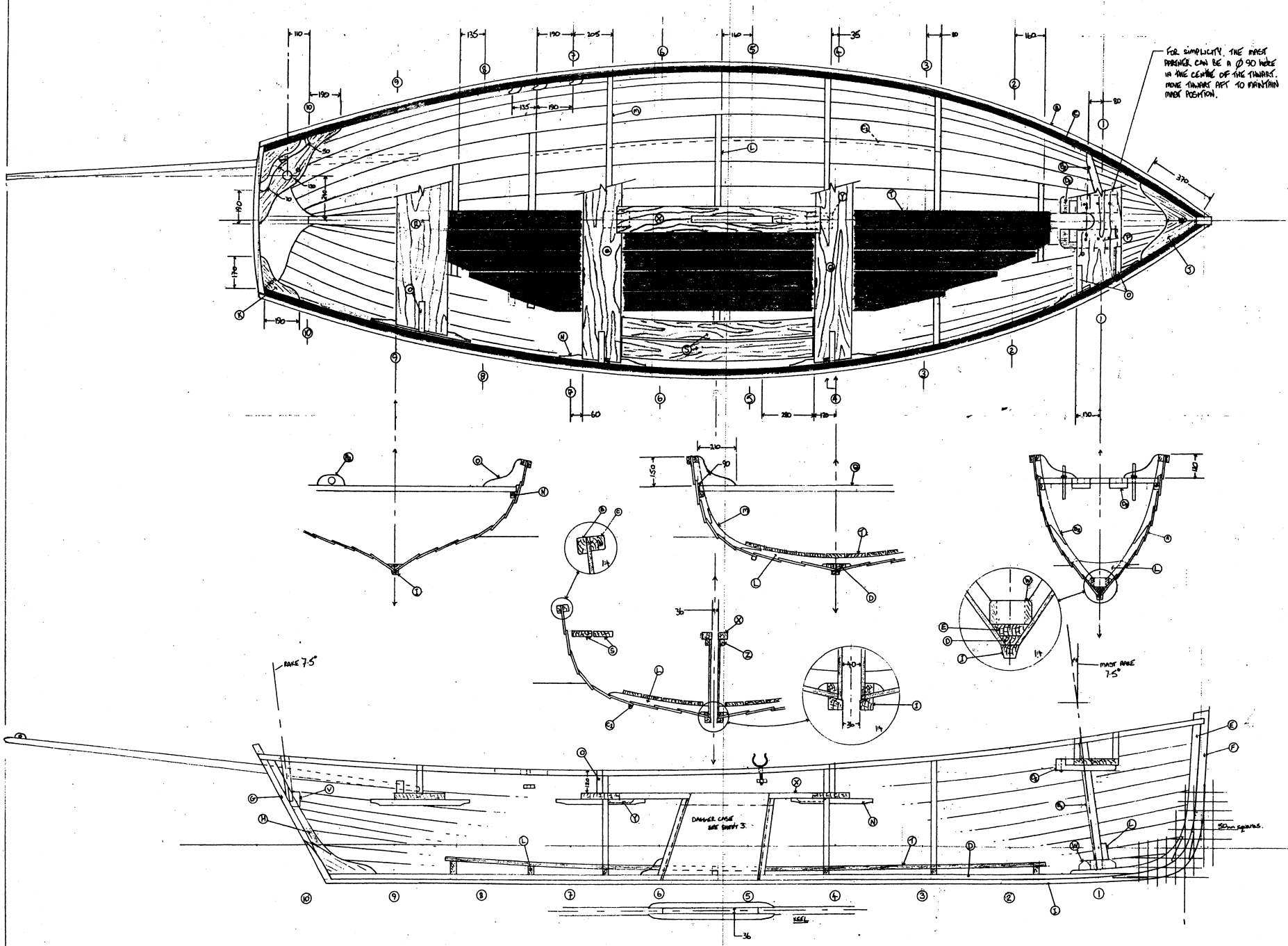

A - PLANKING 9mm ply 7 sheets
B - GUNWHALE 20×35 hardwood 2@5500
C - INWHALE 30sq (can be 2×20×15) oregon 2@5500
D - KEELSON 100×30 oregon 1@4500
E - INNER STEM SIDED 65 moulded 40 } sawn or laminated to curve shown
F - STEM SIDED 40 MOULDED 40 } or otherwise one piece rabbetted stem
G - TRANSOM S-30 sided edge glued boards to offsets
H - STERN KNEE & POST S-40 Grain & scarf as shown.
I - KEEL 40×20 hardwood 1@2200 1@1800 2@700
J - BREASTHOOK S-30 +15 for crown
K - QUATER KNEES S-30
L - FLOORS S-30 moulded min 30mm above top of keelson greater fore & aft. Length to suit location.
M - FRAMES S-30 M-30 joggled to fit laps
N - SEAT RISERS 30sq 260 longer than thwart width.
O - THWART KNEES S-30 to fit location total of 10
P - FORE THWART 30×240 & see Detail.
Q - MID THWARTS 30×200
R - STERN THWART 30×280
S - SIDE BENCHES 25×100 sawn to curve from 180mm boards.
T - FLOORBOARDS 20×100 27Lm.
U - MIZZEN PARTNER S-30 hole Ø 50mm
V - Mizzen STEP 120×90×70 fit & glued to transom/planking
W - Main mast step 200×100×50 hole Ø 67mm position to give 7.5° rake
X - DAGGER CASE CAP 30×140 half lapped to mid thwarts with Y under.
Y - BUTT BLOCKS 20×80×140
Z - RAILS 20×30 2@500
A_2 - BUMPKIN HEEL BLOCK 40×60×150
B_2 - FWD FRAME S-50 M-40 angled as shown.
C_2 - BILGE RUNNER 20sq along 3rd lap, aft to floor at st# 7/8 full to frame at st#3.
D_2 - MAST CHOCKS 100×30×320 HARDWOOD DOUBLED TO 60 THICK AT AFT END GLUED AND RIVETED

SALTY HEAVEN

SHEET 2 CONSTRUCTION PLAN.

1:10 © Mikey Floyd 2001

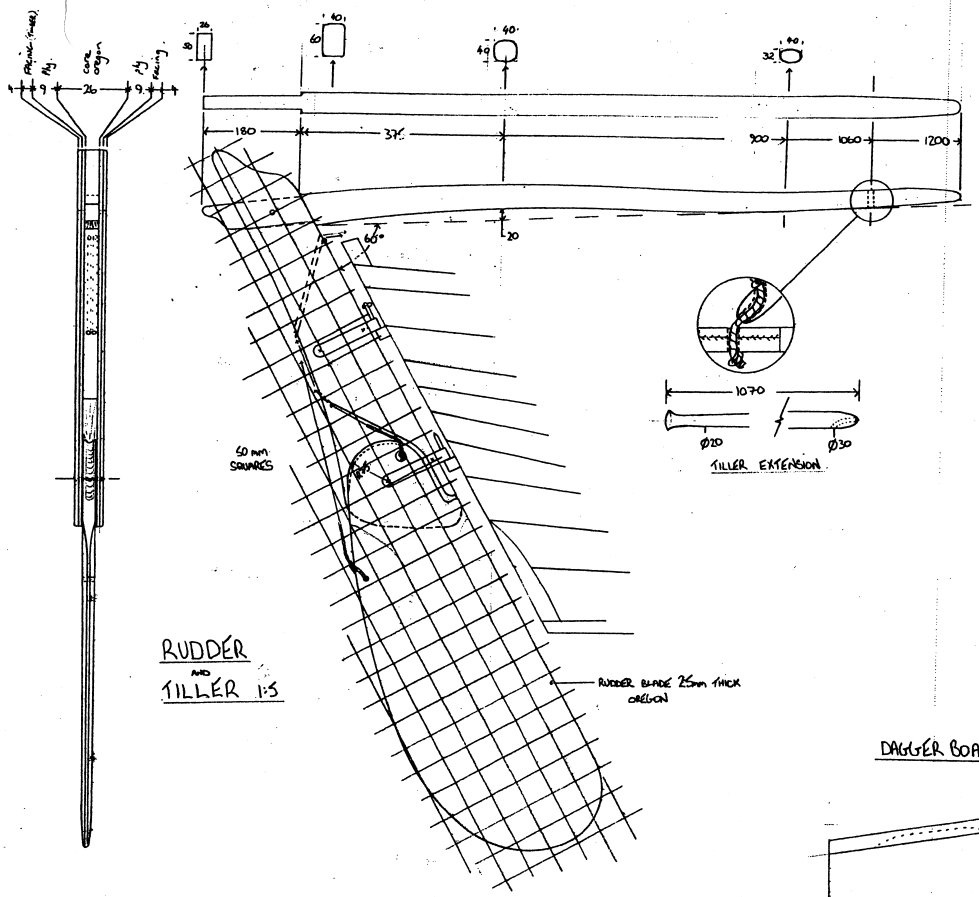

RUDDER AND TILLER 1:5

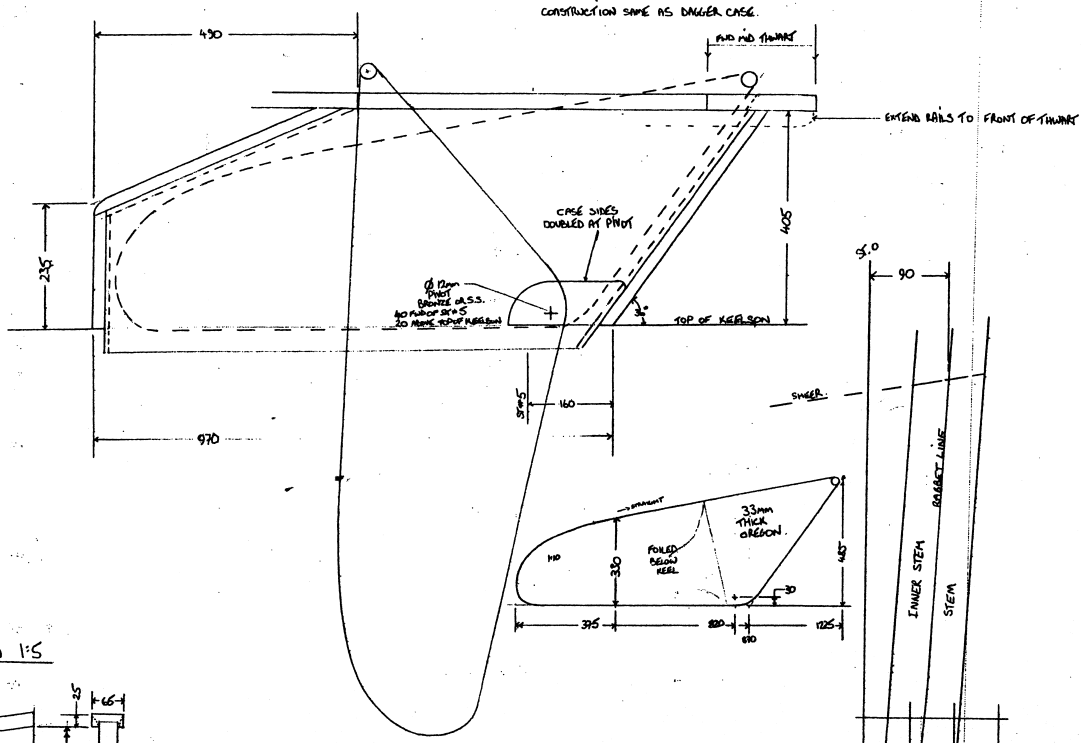

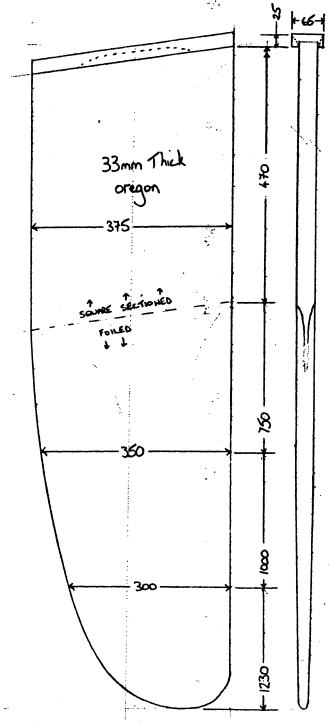

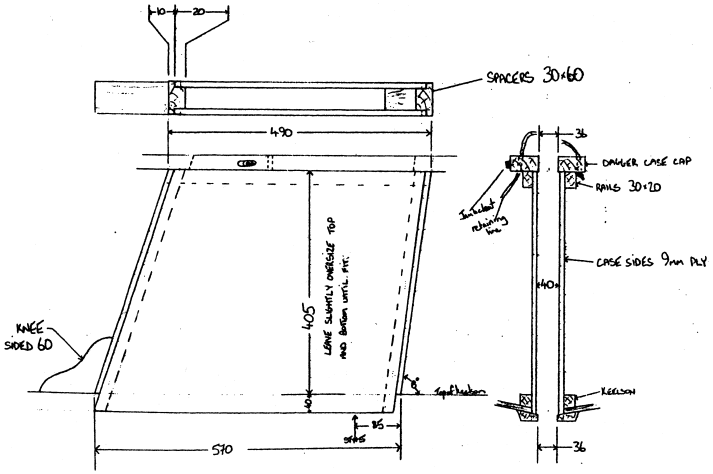

DAGGERBOARD CASE 1:5

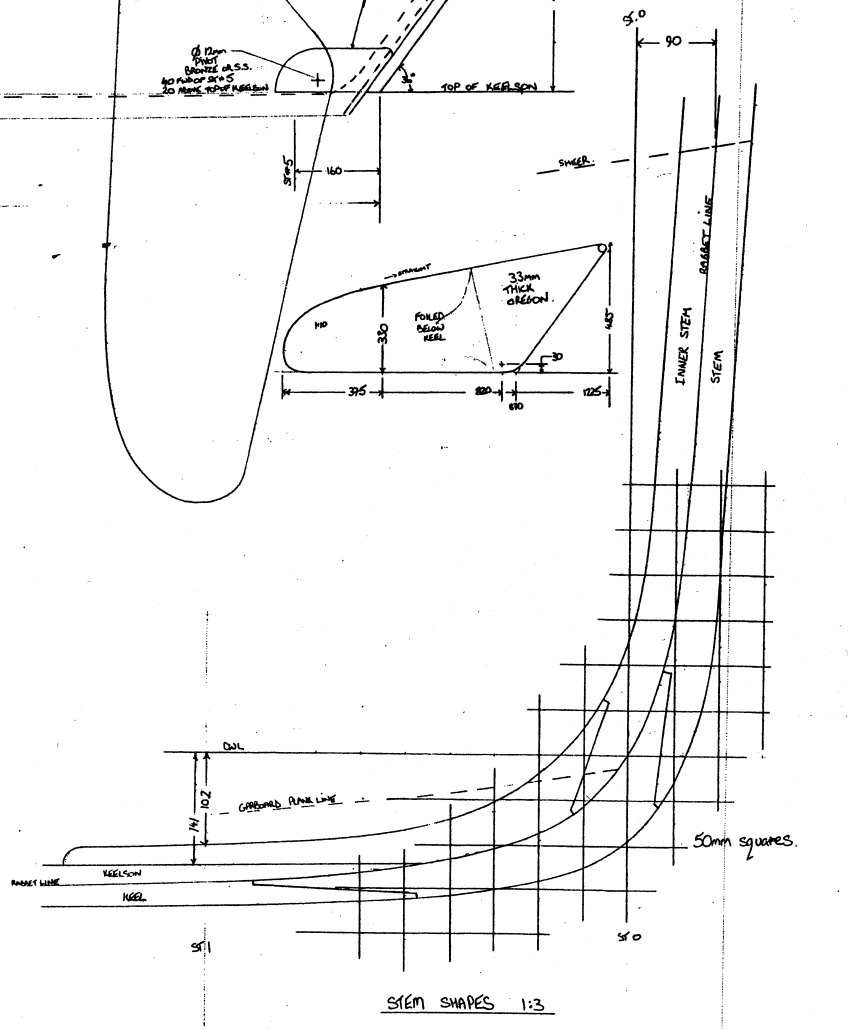

STEM SHAPES 1:3

SALTY HEAVEN

SHEET 3 RUDDER AND DAGGERBOARD

1:5 / 1:3 / 1:10 © Mikey Floyd 2001

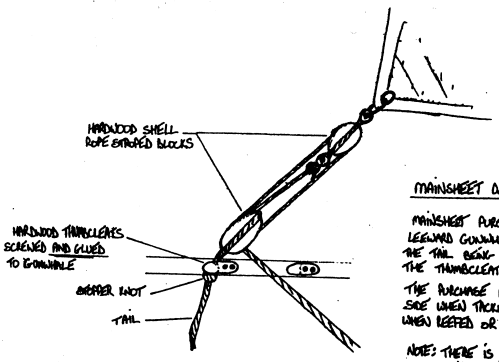

MAINSHEET DETAIL NTS.

MAINSHEET PURCHASE IS SECURED TO THE LEEWARD GUNWHALE BY A STOPPER KNOT IN THE TAIL BEING LOCATED UNDER ONE OF THE THWARTCLEATS ON THE GUNWHALE.

THE PURCHASE IS MOVED FROM SIDE TO SIDE WHEN TACKING AND FORE AND AFT WHEN REEFED OR TO CHANGE SAILSHAPE.

NOTE: THERE IS A DEFINITE 'KNACK' TO USING THIS MAINSHEET SYSTEM ALTHOUGH IT IS EASILY MASTERED WITH A LITTLE PRACTICE.

MAINSHEET TO CLEAT ON JAMB CLEAT SET AMIDSHIPS ON AFT MID THWART.

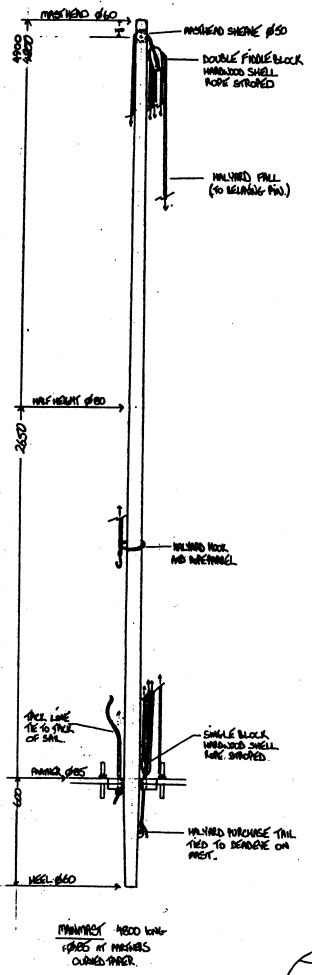

MAINMAST 4800 LONG
TAPER AT MASTHEAD
CURVED TAPER.

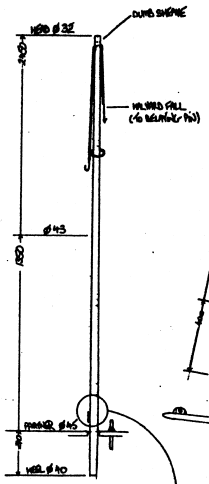

MIZZEN MAST 2450 LONG
Ø45 AT PARTNERS.
CURVED TAPER.

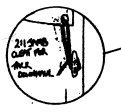

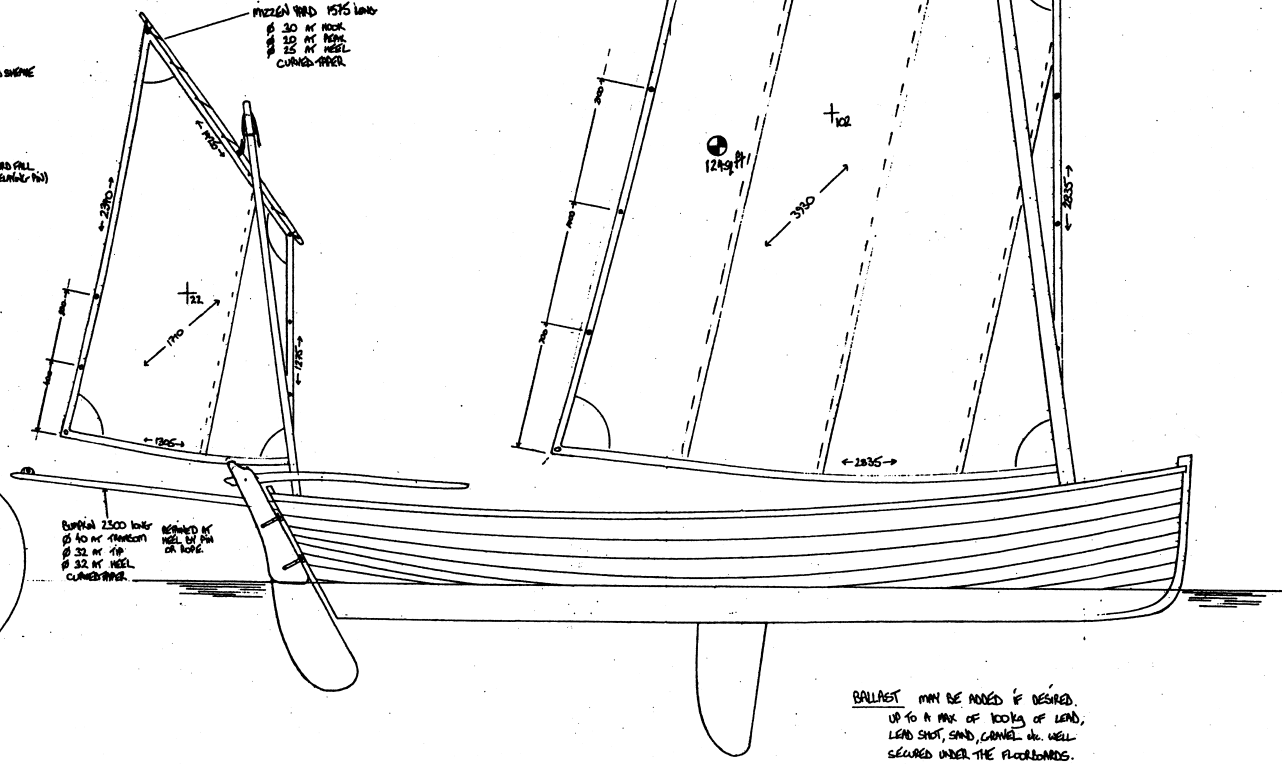

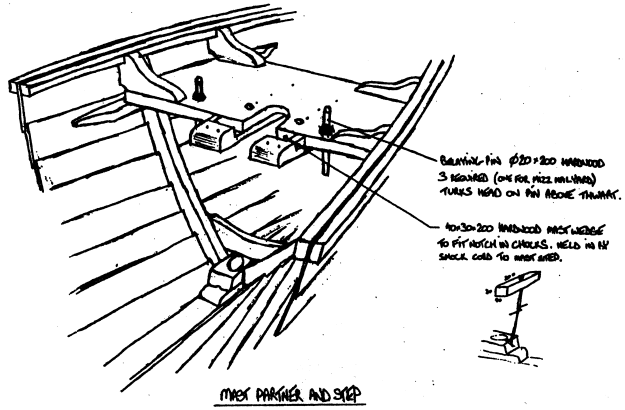

MAST PARTNER AND STEP
NTS. PORTSIDE

RIGGING

- HALYARDS TO BE OF 10mm THREE STRAND POLYESTER. MADE FAST AT BELAYING PINS.
- SHEETS TO BE OF 10mm THREE STRAND POLYESTER, MADE FAST AT EASILY RELEASED JAMB CLEATS
- LACING TO BE OF 4mm SYNTHETIC LINE
- YARDS TO HANG FROM A POINT 1/3 BACK FROM HEEL
- MAINSHEET ATTACHES TO CLEW WITH A LOOP AND TOGGLE, LASHING OR OPEN HOOK.
- MASTS TO BE LEATHERED AT PARTNERS
- YARDS TO BE LEATHERED IN WAKE OF MASTS.

ESSENTIAL EXTRAS

- OARS 1 PAIR 10' LONG
- ANCHOR AND ROPE 10-15lb
- BUOYANCY- FOAM OR AIRBAGS UNDER SIDE SLATS AND AFT THWARTS. ENOUGH TO SUPPORT BOAT WITH THE TOP OF THE DAGGER CASE ABOVE THE WATERLINE WHEN COMPLETELY SWAMPED (TRY IT!)

BALLAST MAY BE ADDED IF DESIRED. UP TO A MAX OF 100kg OF LEAD, LEAD SHOT, SAND, GRAVEL etc. WELL SECURED UNDER THE FLOORBOARDS.

SALTY HEAVEN

SHEET (4) SAILPLAN AND RIGGING

1:15 © Mikey Floyd 2001